

FOGHog[®] Grease Interceptor

Installation & Service Manual

For use with:

FOGHog[®] FH-20, FH-35, FH-50, FH-75, & FH-100



CONTENTS

- FOGHog® Owner Letter 2**
- General Information 3**
 - Delivery Inspection 3
 - About FOGHog® 3
 - How It Works 3
 - System Layout and Components 3
- Installation Procedure 4**
- FOGHog® Maintenance 6**
- Limited Warranty 7**
- Terms and Conditions 7**
- Keep for your Records 8**

FOGHog® Owner Letter

Dear FOGHog® Owner,

Thank you for purchasing a FOGHog® Fats, Oils, and Grease Interceptor from BioMicrobics. Your FOGHog® is engineered and manufactured to meet the highest industry standards.

Based on *sound practice* and *scientific principles*, the FOGHog® represents our continued commitment to improve onsite treatment capabilities. You can take pride in knowing that, with the FOGHog®, you will help ensure a clean environment for future generations.

Please take time to read this FOGHog® Manual, where you will find important safety precautions and information on proper use and maintenance of your system.

Top things you can do to prolong the life of your FOGHog® and equipment that follows it in the treatment process:

1. Have your system inspected regularly and pumped when necessary.
2. When possible, dispose of fats, oils, and grease in the trash rather than pouring them down the drain.

If you need any further assistance, please contact BioMicrobics at sales@biomicrobics.com or call us at 1-800-753-FAST (3278).

Thank you for using FOGHog®!

Sincerely,

The BioMicrobics Team



BioMicrobics, Inc.
16002 W 110th St
Lenexa, KS 66219
USA

1-913-422-0707
800-753-FAST (3278)
www.biomicrobics.com

General Information

If you have questions regarding any BioMicrobics products, contact your local distributor or us:

1-800-753-FAST (3278) or +1-913-422-0707

email: sales@biomicrobics.com

Delivery Inspection

FOGHog® systems are carefully manufactured, checked, and tested at the factory before shipment. Before and after uncrating the unit, check the packaging for signs of shipping damage. If there is evidence of damage or abuse, notify BioMicrobics or your local BioMicrobics distributor.

About FOGHog®

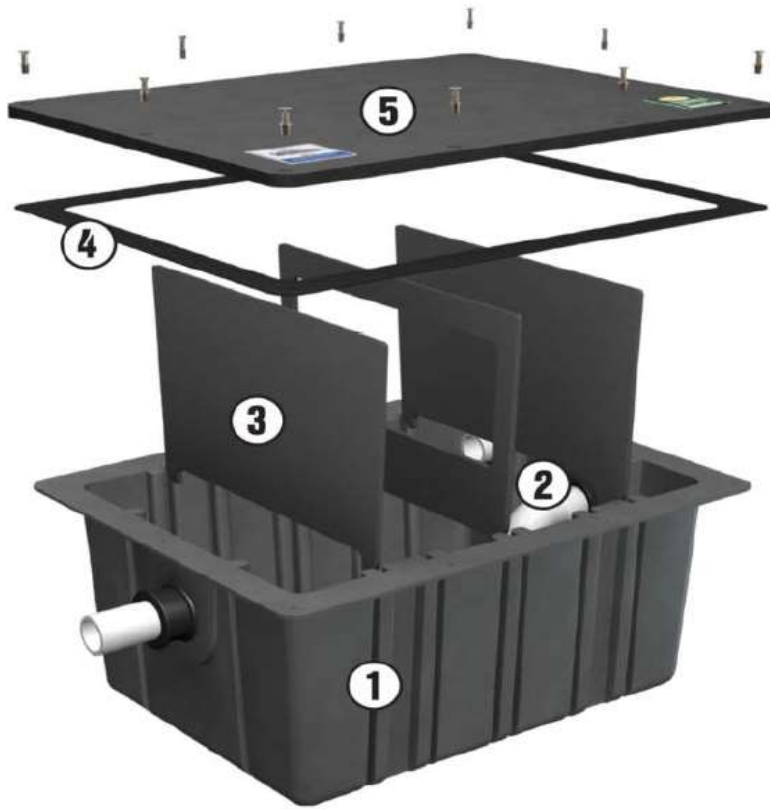
The FOGHog® is a grease trap, which is a device that allows time for warm liquid grease to separate, cool to solid form, and be collected for removal. The FOGHog retains floatable substances, including fats, oils, grease, soap, and wax. Made of 100% corrosion-resistant polyethylene, the FOGHog's components can be easily removed for cleaning.

How It Works

In high-use kitchens, fats, oils, and grease (FOG) make their way into drains from dishwashing and cooking. These substances can solidify in pipes and cause clogs. The goal of FOGHog® is to prevent excess FOG from entering the plumbing system, thus minimizing the harm to sewer pipes, onsite sewage treatment facilities, and more visibly, business interruptions from back-ups into the facility.

System Layout and Components

Model	Footprint Inches (mm)			Height Inches (mm)	Overall Lid Dimension Inches (mm)
FH-20	28 1/8 (714)	18 1/4 (464)	14 3/4 (375)	15 1/2 (394)	32 x 21 3/4 (813 x 552)
FH-35	30 1/4 (768)	22 3/4 (578)	15 (381)	15 3/4 (400)	34 x 27 (864 x 686)
FH-50	30 1/4 (768)	22 3/4 (578)	23 3/16 (589)	23 7/8 (606)	34 x 27 (864 x 686)
FH-75	37 11/16 (957)	26 15/16 (684)	19 1/2 (495)	20 1/4 (514)	31 x 41 1/2 (787 x 1054)
FH-100	37 11/16 (957)	26 15/16 (684)	26 1/4 (667)	27 (686)	31 x 41 1/2 (787 x 1054)



1. **Lightweight, durable structure** for reduced shipping cost.
2. **Preassembled components** for simple installation.
3. **Removable baffles** for easy cleaning.
4. **Custom gasket** retains moisture and odors.
5. **Engineered lid** provides maximum stability.

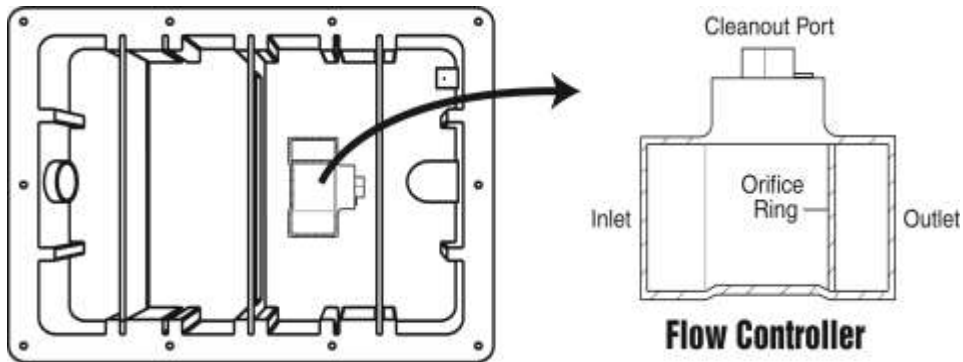
Installation Procedure

WARNING

Always secure all access covers to prevent unauthorized people from entering the tank. Only qualified service personnel should open access ports and/or covers.

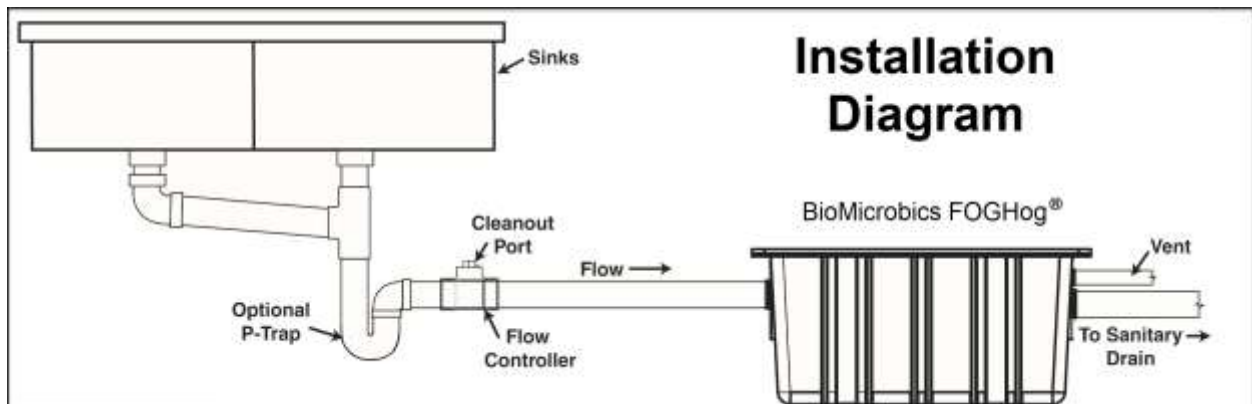
CAUTION

Use safe lifting techniques to set FOGHog®. Be sure all lifting equipment is clear of obstructions.



Note: All installations must comply with local plumbing codes.

1. Unscrew and remove the FOGHog® lid. Check that all piping, rubber grommets, and baffles are in place. **MAKE SURE TO REMOVE THE FLOW CONTROLLER.**
2. Position the FOGHog as close as possible to the fixture being served, but note that removal of the lid is required for maintenance.
3. The flow controller must be installed as close as possible to the underside of the fixture being served. The flow controller's cleanout can be used to clear any debris that may get caught up in the flow control ring.
4. Connect Sch. 40 PVC pipe to the inlet of the FOGHog.
5. Connect the outlet assembly to the outlet piping. Outlet pipe size should be equal to or larger than the inlet piping.
6. Venting of the FOGHog should comply with all local vent specifications. Venting configurations may vary.



FOGHog® Maintenance



Only qualified service persons should open the lid on a grease trap.

CONTENTS MAY BE HOT.

Infectious organisms are present inside the grease trap. Persons coming in contact with the waste must immediately wash and disinfect all exposed areas and contact their personal physician. Failure to do so could result in severe sickness or death.

1. Check the cleanout port and clear any debris that may be lodged in the flow control orifice ring.
2. Unscrew and remove the FOGHog lid. Remove the three baffles, noting the original position of each. Remove all contents and dispose of properly.
3. Replace baffles to their original positions. Replace lid and screw down tightly.



Always secure all access covers in place to prevent unauthorized or accidental access to the grease trap.

DO NOT use flame or spark near the grease trap. Gases inside trap may be explosive if ignited or deadly if inhaled.

Limited Warranty

BioMicrobics, Inc. warrants every new FOGHog® system defects in materials and workmanship, for a period of two years after installation or 30 months from date of shipment. For all other systems and spare parts, BioMicrobics Inc. warrants against defects in materials and workmanship for a period of one year after installation, or eighteen months from date of shipment, whichever occurs first, subject to the following terms and conditions.

Terms and Conditions

Note: *For this warranty to be effective, BioMicrobics must receive the product registration for the system.*

During the warranty period, if any part is defective or fails to perform as specified when operating at design conditions, and if the equipment has been installed and is being operated and maintained in accordance with the written instructions that BioMicrobics, Inc. has provided, BioMicrobics, Inc. will repair or replace at its discretion such defective parts free of charge. Defective parts must be returned by owner to BioMicrobics, Inc.'s factory postage paid, if so requested. The cost of labor and all other expenses resulting from replacement of the defective parts and from installation of parts furnished under this warranty shall be borne by the owner. This warranty does not cover general system misuse, aerator components that have been damaged by flooding or any components that have been disassembled by unauthorized persons, improperly installed or damaged due to altered or improper wiring or overload protection. This warranty applies only to the treatment system and does not include any of the structure wiring, plumbing, drainage, septic tank or disposal system. BioMicrobics, Inc. reserves the right to revise, change or modify the construction and/or design of the BioMicrobics system, or any component part or parts thereof, without incurring any obligation to make such changes or modifications in present equipment. BioMicrobics, Inc. is not responsible for consequential or incidental damages of any nature resulting from such things as, but not limited to, defect in design, material, or workmanship, or delays in delivery, replacements or repairs.

THIS WARRANTY IS IN LIEU OF ALL OTHER WARRANTIES EXPRESS OR IMPLIED. BIOMICROBICS, INC. SPECIFICALLY DISCLAIMS ANY IMPLIED WARRANTY OF MERCHANTABILITY OR FITNESS FOR A PARTICULAR PURPOSE. NO REPRESENTATIVE OR PERSON IS AUTHORIZED TO GIVE ANY OTHER WARRANTY OR TO ASSUME FOR BIOMICROBICS, INC. ANY OTHER LIABILITY IN CONNECTION WITH THE SALE OF ITS PRODUCTS.

Keep for your Records

Manufacturer Name: BioMicrobics, Inc.

Manufacturer Phone: 1-800-753-FAST (3278)

FOGHog® System Serial Number: _____

Installed By: _____

Installer Phone: _____

Maintenance Provider Name: _____

Maintenance Provider Phone: _____